




trims

Apply braid, ribbon or decorative trims with twin needles.

1. Position the ribbon or trim in the spot desired. Select the twin needle width desired. If the trim or ribbon is wider than the slot on the braiding foot, use the monogram foot as it has a wider sole and will slide more smoothly over the edges of the trim. (#1)



2. For very narrow ribbon or trim, thread it through the slot on the braiding foot and tighten the screw. Select a twin needle in the width to match the ribbon width. Sew. (#2)



**Monogramming
Foot**



or

Braiding Foot

Stitch: *Straight*

Width: *Pre-set*

Length: *2.5-3.5mm*

Tension: *Pre-set*

Fabric, needles, notions required:

*Fabrics of choice; ribbons, braid, trim;
twin needle, size appropriate to trim;
rayon embroidery or all-purpose sewing
thread for needle and bobbin*