


EmbroideLee
by Sew Steady

Starry Nights Ruler Work & Embroidery
LOOK BOOK



#800-837-3261 | info@sewsteady.com

Create out of this world embellishments with this collection of beautiful embroidery designs inspired by Westalee Design's ruler work Starry Nights series of templates. These designs will make your patchwork, quilting and garment projects shine to elevate your creativity. Learn more about each project using the page references below:



4

Princess Sophie's Room

Add some sparkle to anyone's room with this personalized wall hanging.



4

Starry Nights Jean Jacket

Customize your favorite jacket by adding starry embellishments.



6

Good Night Pillow

Light up the room with this glow in the dark pillow project.



8

Starry Night Table Runner

This Table Runner can be done solely with an embroidery machine.



10

Celestial Purse


Add starry themed style to your favorite purse in this fashionable project.



14

Machine Cover

Embroidery a fun cover for your sewing or embroidery machine.



16

Illusion Table Runner


Beautiful patchwork is complimented by embroidery in this project.



18

Lunar Pouches

Easily organize your notions and tools with these customized pouches.




18

Sewing Notebook



Keep your sewing notes organized with an embellished notebook.

INSPIRATION



All of the embroidery designs found in our Starry Nights collection were inspired by the Westalee Design Starry Nights Series, designed by Leonie West. This series uses 29 quilting templates that create 16 unique block designs in a beautiful 61.5" x 61.5" quilt following "Quilt As You Go" techniques. The Starry Nights Club course series is great for any quilter looking to explore the world of ruler work quilting.

Our embroidery look book was created in tandem as a ruler work inspiration guide. Follow the key system above to be inspired to create both embroidery and ruler work designs, or even combine. This look book will list which quilting template each embroidery design was inspired by, along with details on available sizes of each quilting template. You'll be amazed at how many designs each template can make!



TempLee is a reverse applique technique that allows for a reveal fabric to add pops of color on a quilted project, providing a similar affect to a fill stitch on an embroidery design. EmbroideLee quilting designs are digitized with few to no jump stitches to more closely resemble Westalee template quilting, and were created not only as traditional quilting designs but also with some filled elements so that they resemble TempLee designs.

Ruler work and embroidery can work together to finish quilts and create beautiful projects in many sizes. We encourage you to register as a student on our online University, and browse the 300+ classes available, over 30 of which are free.

Learn more about our Westalee Design Starry Nights Ruler Work Class Series:

<https://bit.ly/WTStarryNights>


Or scan QR code:



FREE Class Series: Join our Beginner Essentials 7 Course University Class Bundle, which is free:

bit.ly/6CLBEB23

Or scan QR code:





Princess Sophie's Room

by Deb Donovan

Embroidered Starry Nights font is combined with ruler work stars in multiple colors and sizes for a fun customized wall hanging.

Designs Used

- Starry Nights Font




Starry Nights Jean Jacket

by Deb Donovan

Customize your favorite jean jacket by adding starry embellishments to make it out of this world


Designs Used

- Design on Back of Jacket
◊ Block 10 Center
- Design on Yoke of Jacket
◊ Block 10 Center

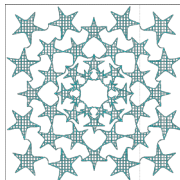


Westalee Design Star Block Set 1
4pc Star Template Set 1, block
videos and pattern instruction for
blocks 1&2, along with a bonus
project using Star 1 Templates.
Item# WT-STARBLOCKSET1
\$70.00 MSRP


Block Set #1-2




Quilting Designs: BLOCK DESIGNS




**Block 1
Crosshatch Fill**
7-3/4" x 7-3/4"
5-3/4" x 5-3/4"
3-3/4" x 3-3/4"




**Block 1+
15" x 15"**
7-3/4" x 7-3/4"
5-3/4" x 5-3/4"
3-3/4" x 3-3/4"




**Block 2+
15" x 15"**
7-1/2" x 7-1/2"
5-3/4" x 5-3/4"
3-3/4" x 3-3/4"




**Block 2
Crosshatch Fill**
7-7/8" x 7-7/8"
5-3/4" x 5-3/4"
3-3/4" x 3-3/4"




Block 2 Wavy Fill
7-7/8" x 7-7/8"
5-3/4" x 5-3/4"
3-3/4" x 3-3/4"



Block 2 Linear Fill
7-1/2" x 7-1/2"
5-3/4" x 5-3/4"
3-3/4" x 3-3/4"




**Block 2 Basket
Weave Fill**
7-1/2" x 7-1/2"
5-3/4" x 5-3/4"
3-3/4" x 3-3/4"



Block 2 Bubbles Fill
7-1/2" x 7-1/2"
5-3/4" x 5-3/4"
3-3/4" x 3-3/4"


Quilting Designs: BORDER DESIGNS




Block 1 Circular Border+
3-7/8" x 3-7/8" design




Block 1 Border+
6-7/8" x 1-3/4" design
5-3/4" x 1-1/4"
3-3/4" x 7/8"



Block 2 Border+
6-7/8" x 1-1/4" design
5-3/4" x 1" design
3-3/4" x 5/8" design




Block 2 Border 2+
7-1/2" x 7-1/2" design
5-3/4" x 5-3/4" design
3-3/4" x 3-3/4" design



Block 2 Circular Border+
7-1/2" x 7-1/2" design
5-3/4" x 5-3/8" design
3-3/4" x 3-3/4" design

Quilting Designs: CORNER MOTIF DESIGNS



Block 1 Corner 3+
4" x 4" design
3-3/4" x 3-3/4" design



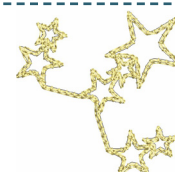
Block 1 Corner 1+
3-7/8" x 3-7/8" design



Block 1 Corner 2+
3-7/8" x 3-7/8" design



Block 2 Corner 1+
3-3/4" x 3-3/4" design



Block 2 Corner 3+
3-1/2" x 3-1/2" design



Block 2 Corner 2+
3-7/8" x 3-7/8" design



Good Night Pillow

by Pam Varner

Brace yourself for the magical glow in the dark pillow that is guaranteed to light up any room! "Good Night" Font from our Starry Nights Font Collection & 2.5" Star #3 Template and 1.5" Star #4 work together to create this cozy project.

Designs Used

- Good Night Starry Nights Font



Westalee Design 2.5" Star #3

From the Starry Nights series, the Star #3 is a 5 point elongated star shape. Sold as part of the Good Night Pillow Kit.

Westalee Design 1.5" Star #4

From the Starry Nights series, Star #4 is a 7 point spiny star shape. Sold as part of the Good Night Pillow Kit.

Item# WT-STARLNCH

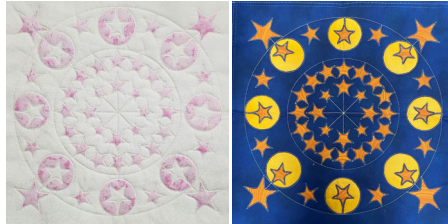
\$40.00 MSRP

Buy It Now!
Good Night Pillow Kit
Scan QR code:



Block Set #3-4


BLOCK 3



BLOCK 4




Quilting Designs: BLOCK DESIGNS




Block 3 Crosshatch Fill
7-1/2" x 7-1/2" design
5-3/4" x 5-3/4" design
3-3/4" x 3-3/4" design




Block 3 Star Fill
7-1/2" x 7-1/2" design
5-3/4" x 5-3/4" design
3-3/4" x 3-3/4" design




Block 3 Scroll Fill
7-1/2" x 7-1/2" design
5-3/4" x 5-3/4" design
3-3/4" x 3-3/4" design



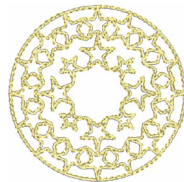
Block 3~
15" x 15" design
7-3/4" x 7-3/4" design
5-3/4" x 5-3/4" design
3-3/4" x 3-3/4" design




Block 3 Version 2+
7-1/2" x 7-1/2" design
5-3/4" x 5-3/4" design
3-3/4" x 3-3/4" design



Block 4 Circular Fill
7-7/8" x 7-7/8" design
5-3/4" x 5-3/4" design
3-3/4" x 3-3/4" design



Block 3 Version 3+
7-1/4" x 7-1/4" design
5-3/4" x 5-3/4" design
3-3/4" x 3-3/4" design



Block 4+~
15" x 15" design
7-1/2" x 7-1/2" design
5-3/4" x 5-3/4" design
3-3/4" x 3-3/4" design



Block 4 Version 2+
7-1/2" x 7-1/2" design
5-3/4" x 5-3/4" design
3-3/4" x 3-3/4" design



Block 4 Version 3+
4-7/8" x 4-7/8" design
3-3/4" x 3-3/4" design

Quilting Designs: BORDER DESIGNS




Block 3 Border 1+
5" x 1-1/2" design
3-3/4" x 1" design



Block 3 Border 2+
7-1/8" x 7-1/8" design
5-3/4" x 5-3/4" design
3-3/4" x 3-3/4" design



Block 4 Border 1+
7-1/4" x 2" design
5-3/4" x 1-1/2" design
3-3/4" x 1" design



Block 4 Border 2+
5-1/2" x 5-1/2" design
3-3/4" x 3-3/4" design




Block 4 Border 3+
3-3/4" x 3-3/4" design

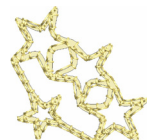
Quilting Designs: CORNER MOTIF DESIGNS



Block 3 Corner+
3-3/4" x 3-3/4" design



Block 3 Corner 2+
3-7/8" x 4" design



Block 3 Corner 3+
3-7/8" x 3-7/8" design



Block 4 Corner+
3-3/4" x 3-3/4" design



Block 4 Corner 2+
3-5/8" x 3-5/8" design

+ Bean Stitch
(triple stitch run)

~ True to Size
(based on ruler work size)

• Edge to Edge
(great for repeating)

#800-837-3261 | info@sewsteady.com



Starry Night Table Runner

by Deb Donovan

Use Starry Night Block 6 to make this versatile table runner entirely on your embroidery machine. The center block can be embroidered or template quilted. Add more borders to make it longer. Because it was assembled with the Quilt as You Go method, it's even completely reversible!

Designs Used

- Concentric design
◊ Block 6
- Border design
◊ Block 6



Starry Night Centerpiece

by Deb Donovan

Block 6 of the Starry Nights quilt project is done with embroidery in the center and ruler work in the corners.

Designs Used

- Concentric design
◊ Block 1
- Border design
◊ Block 6




Westalee Design Star Block Set 3
6pc Template Set (2" Star 2, 1" Star 6, 2" Star 6, 2.5" Star 7, 1" Star Tail 1, 2.5" Star Tail 1), embroidery designs & block videos and pattern instruction for blocks 5&6, along with a bonus project.
Item# WT-STARBLOCKSET3
\$100.00 MSRP

+ Bean Stitch (triple stitch run) ~ True to Size (based on ruler work size) • Edge to Edge (great for repeating)

#800-837-3261 | info@sewsteady.com

Block Set #5-6


BLOCK 5




BLOCK 6




Quilting Designs: BLOCK DESIGNS



Block 5+~
15" x 15" design
7-3/4" x 7-3/4" design
5-3/4" x 5-3/4" design
3-3/4" x 3-3/4" design




Block 6+
7-1/2" x 7-1/2" design
5-3/4" x 5-3/4" design
3-3/4" x 3-3/4" design




Block 6
7-1/2" x 7-1/2" design
5-3/4" x 5-3/4" design
3-3/4" x 3-3/4" design

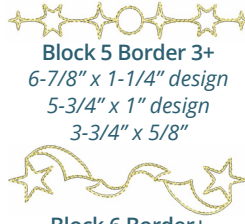
Quilting Designs: BORDER DESIGNS



Block 5 Border+
7-1/2" x 7-1/2" design
5-3/4" x 5-3/4" design
3-3/4" x 3-3/4" design



Block 5 Border 2+
7-1/2" x 7-1/2" design
5-3/4" x 5-3/4" design
3-3/4" x 3-3/4" design




Block 5 Border 3+
6-7/8" x 1-1/4" design
5-3/4" x 1" design
3-3/4" x 5/8"



Block 6 Border+
6-3/4" x 2-1/2" design
5-3/4" x 2-1/8" design
3-3/4" x 1-3/8" design




Block 6 Border 2+
4-7/8" x 4-7/8" design
3-3/4" x 3-3/4" design



Block 6 Border 3+
7-1/2" x 7-1/2" design
5-3/4" x 5-3/4" design
3-3/4" x 3-3/4" design

Quilting Designs: CORNER MOTIF DESIGNS



Block 5 Corner+
3-7/8" x 3-7/8" design



Block 5 Corner 2+
3-7/8" x 3-7/8" design



Block 5 Corner 3+
3-3/8" x 3-3/8" design



Block 6 Corner+
2-1/2" x 2-1/2" design



Block 6 Corner 2+
3-3/4" x 2-7/8" design



Block 6 Corner 3+
3-3/4" x 3-1/2" design



Celestial Purse

by Jenny Totterdell

Made from faux leather with a bit of Kaffe for the lining 2 zip pockets. Embroidered using some of the files from Blocks 7 and 8.

Designs Used

- Block 7
- Block 8



Westalee Design Star Block Set 4
4pc Template Set (1" Eclipse, 1.5"
Eclipse, 2" Eclipse, 2.5" New Moon),
embroidery designs & block videos
and pattern instruction for blocks
7&8, along with a bonus project.
Item# WT-STARBLOCKSET1
\$80.00 MSRP

FROM THE COVER

Starry Nights Quilt

by Jenny Totterdell

This fully embroidered 61.5" x 61.5" quilt includes all 16 blocks from the Starry Nights quilt project, and includes TempLee to add beautiful pops of color.

Designs Used

- All 16 Blocks



Block Set #7-8


BLOCK 7




BLOCK 8




Quilting Designs: BLOCK DESIGNS




Block 7+~
15" x 15" design
7-1/2" x 7-1/2" design
5-3/4" x 5-3/4" design
3-3/4" x 3-3/4" design




Block 7 Crosshatch+
7-1/2" x 7-1/2" design
5-3/4" x 5-3/4" design
3-3/4" x 3-3/4" design




Block 7 Block 2+
7-1/2" x 7-1/2" design
5-3/4" x 5-3/4" design
3-3/4" x 3-3/4" design



Block 8 Block+~
15" x 15" design
7-1/2" x 7-1/2" design
5-3/4" x 5-3/4" design
3-3/4" x 3-3/4" design

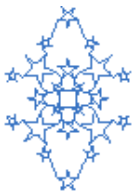


Block 8 Block 2+
7-1/2" x 7-1/2" design
5-3/4" x 5-3/4" design
3-3/4" x 3-3/4" design




Block 8 Block 3+
4-3/4" x 4-3/4" design
3-3/4" x 3-3/4" design


Quilting Designs: BORDER DESIGNS



Block 7 Hexagon+
6-3/4" x 4-5/8" design
5-3/4" x 4" design
3-3/4" x 2-1/2" design




Block 7+
4-3/4" x 4-3/4" design
3-3/4" x 3-3/4" design




Block 7+
4-3/4" x 4-3/4" design



Block 7+
7" x 1-3/4" design
5-3/4" x 1-3/8" design
4-3/4" x 1" design



Block 7 Round Border+
7-1/2" x 7-1/2" design
5-3/4" x 5-3/4" design
3-3/4" x 3-3/4" design



Block 8 Border+
6-3/4" x 1-1/2" design
5-3/4" x 1-1/4" design
3-3/4" x 7/8" design


Quilting Designs: CORNER MOTIF DESIGNS



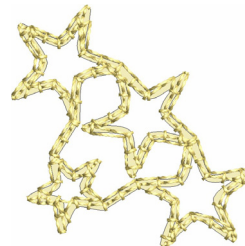
Block 7+
3-3/4" x 3-3/4" design



Block 7+
3-3/4" x 3-3/4" design



Block 8+
3-7/8" x 3-7/8" design



Block 8 Corner 2+
2-1/4" x 2-1/4" design



Block 8 Corner 3+
3-3/4" x 3-3/4" design

Font Collection

UPPER CASE CHARACTERS



LOWER CASE CHARACTERS



SPECIAL CHARACTERS



Question Mark



Comma



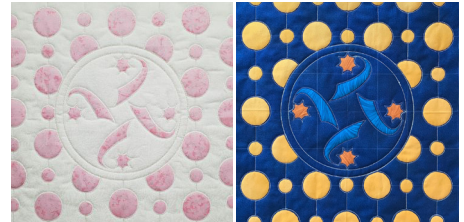
Exclamation Point

Block Set #9-10


BLOCK 9




BLOCK 10




Quilting Designs: BLOCK DESIGNS




Block 9+~
15" x 15"
7-1/2" x 7-1/2"
5-3/4" x 5-3/4"
3-3/4" x 3-3/4"




Block 9 Version 2+
7-1/2" x 7-1/2"
5-3/4" x 5-3/4"
3-3/4" x 3-3/4"




Block 10 Crosshatch
7-7/8" x 7-7/8"
5-3/4" x 5-3/4"
3-3/4" x 3-3/4"




Block 10+~
15" x 15"
7-1/2" x 7-1/2"
5-3/4" x 5-3/4"
3-3/4" x 3-3/4"



Block 10 Block 2+
4-7/8" x 4-7/8"
3-3/4" x 3-3/4"




Block 10 Block 3+
7-1/2" x 6-1/2"
5-3/4" x 5"
3-3/4" x 3-1/4"




Block 10 Crosshatch
7-1/2" x 7-1/2"
5-3/4" x 5-3/4"
3-3/4" x 3-3/4"

Quilting Designs: BORDER DESIGNS



Block 9 Moon Border+
4-7/8" x 4-7/8" design
3-3/4" x 3-3/4" design




Block 9 Round Border+
7-1/2" x 7-1/2" design
5-3/4" x 5-3/4" design
3-3/4" x 3-3/4" design



Block 9 Border+
6-7/8" x 1-1/2" design
5-3/4" x 1-1/4" design
3-3/4" x 7/8" design



Block 10 Border+°
6-7/8" x 1-3/4" design
5-3/4" x 1-1/2" design
3-3/4" x 1" design



Block 10 Frame Border+
7-1/2" x 7-1/2" design
5-3/4" x 5-3/4" design
3-3/4" x 3-3/4" design

Quilting Designs: CORNER MOTIF DESIGNS



Block 9 Corner+
3-7/8" x 3-7/8" design



Block 9 Corner 2+
3-7/8" x 3-7/8" design



Block 9 Corner 3+
3-3/4" x 3-3/4" design



Block 10 Corner+
3-1/2" x 3-3/4" design



Block 10 Corner 2+
6" x 4-3/4" design
5-3/4" x 4-5/8" design
3-3/4" x 3" design



Block 10 Corner 3+
3-7/8" x 3-7/8" design



Machine Cover

by Jenny Totterdell

Starry Nights embroidery designs were used to create this personalized embroidery machine cover.

Designs Used

- Block 1
- Block 3
- Block 11




Westalee Design Star Block Set 6
3pc Template Set (2.5" Eclipse,
0.5" Full Moon, 1.5" Star Tail 2),
block videos and pattern
instruction for blocks 11&12,
along with a bonus project.
Item# WT-STARBLOCKSET6
\$70.00 MSRP

Block Set #11-12


BLOCK 11




BLOCK 12




Quilting Designs: BLOCK DESIGNS




Block 11+~
15" x 15" design
10" x 10" design
7-1/2" x 7-1/2" design
5-3/4" x 5-3/4" design
3-3/4" x 3-3/4" design



Block 11 Version 2+
10" x 10" design
5-3/4" x 5-3/4" design
3-3/4" x 3-3/4" design



Block 11 Version 3+
10" x 10" design
5-3/4" x 5-3/4" design
3-3/4" x 3-3/4" design



Block 11 Crosshatch
7-1/2" x 7-1/2" design
5-3/4" x 5-3/4" design
3-3/4" x 3-3/4" design



Block 12+~
15" x 15" design
7-1/2" x 7-1/2" design
5-3/4" x 5-3/4" design
3-3/4" x 3-3/4" design



Block 12, Version 2+
10" x 10" design
5-3/4" x 5-3/4" design
3-3/4" x 3-3/4" design

Quilting Designs: BORDER DESIGNS




Block 11 Border+
6-7/8" x 2" design
1-1/2" x 5-1/4" design
1-1/8" x 3-3/4" design



Block 11 Round Border+
10" x 10" design
7-1/2" x 7-1/2" design
5-3/4" x 5-3/4" design
3-3/4" x 3-3/4" design



Block 12 Border+
1-7/8" x 6-7/8" design
1-3/8" x 5-1/4" design
1" x 3-3/4" design



Block 12 Round Border+
10" x 10" design
5-3/4" x 5-3/4" design
3-3/4" x 3-3/4" design



Block 12 Round Border 2+
7-1/2" x 7-1/2" design
5-3/4" x 5-3/4" design
3-3/4" x 3-3/4" design

Quilting Designs: CORNER MOTIF DESIGNS



Block 11 Corner+
2-7/8" x 3" design



Block 11 Corner 2+°
2-1/8" x 2-3/8" design



Block 11 Corner 3+°
1-7/8" x 1-7/8" design



Block 12 Corner+
5" x 4-7/8" design
3-3/4" x 3-5/8" design



Block 12 Corner 2+
2-1/4" x 1-3/4" design



Block 12 Corner 3+
5" x 4-1/4" design
3-3/4" x 3-1/8" design





Starry Night Illusion Table Runner

by *Mendy Tippets*

Beautiful patchwork creates a 3D effect, while a monochromatic color pallet pairs with an array of out of this world embroidered designs.

Designs Used

- Concentric design
◊ Block 1
- Border design
◊ Block 6



Westalee Design

A Little Touch of Magic

Half Hexagon Illusions Pattern

This 72" x 76" patchwork pattern can easily be adapted for smaller stunning projects.

Item# *WA-HALFHXPATTERN*

\$10.00 MSRP

Buy It Now!

Half Hexagon Illusions Pattern

Scan QR code:



Westalee Design

Adjustable Half Hexagon Ruler

Easily and accurately cut the 5 components needed to make Half Hexagon blocks and quilts. The Adjustable Half Hexagon Ruler guide is used at both ends of the ruler. The ruler is clear with etched lines and markings for accuracy.

Item# *WR-ADJHALFHXP*

\$30.00 MSRP

Buy It Now!

Adjustable Half Hexagon Ruler

Scan QR code:




Block Set #13-14


BLOCK 13



BLOCK 14




Quilting Designs: BLOCK DESIGNS




Block 13+~
15" x 15"
7-1/2" x 7-1/2"
5-3/4" x 5-3/4"
3-3/4" x 3-3/4"




Block 13 Version 2+
7-1/2" x 7-1/2"
5-3/4" x 5-3/4"
3-3/4" x 3-3/4"




Block 13 Version 3+
5" x 5"
3-3/4" x 3-3/4"



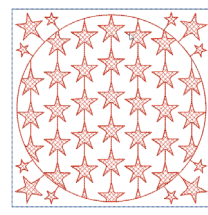
Block 13 Crosshatch
7-3/4" x 7-3/4"
5-3/4" x 5-3/4"
3-3/4" x 3-3/4"




Block 14+~
15" x 15"
7-1/2" x 7-1/2"
5-3/4" x 5-3/4"
3-3/4" x 3-3/4"



Block 14 Version 2+
7-3/4" x 7-3/4"
5-3/4" x 5-3/4"
3-3/4" x 3-3/4"



Block 14 Crosshatch
7-1/2" x 7-1/2"
5-3/4" x 5-3/4"
3-3/4" x 3-3/4"



Block 14 Crosshatch
7-1/2" x 7-1/2"
5-3/4" x 5-3/4"
3-3/4" x 3-3/4"

Quilting Designs: BORDER DESIGNS




Block 13 Border+
2-5/8" x 7" design
2-1/4" x 5-3/4" design
1-3/8" x 3-3/4" design



Block 13 Round Border+
7-3/4" x 7-3/4" design
5-3/4" x 5-3/4" design
3-3/4" x 3-3/4" design



Block 14 Border+
6-3/4" x 2-1/8" design
5-3/4" x 1-7/8" design
3-3/4" x 1-1/4" design



Block 14 Round Border+
7-1/2" x 7-1/2" design
5-3/4" x 5-3/4" design
3-3/4" x 3-3/4" design



Block 14 Border 2+
5" x 6-1/4" design
4-5/8" x 5-3/4" design
3" x 3-3/4" design

Quilting Designs: CORNER MOTIF DESIGNS



Block 13 Corner+
4-7/8" x 4-7/8" design
3-3/4" x 3-3/4" design



Block 13 Corner 2+
4-1/4" x 4-3/4" design
3-1/2" x 3-3/4" design



Block 13 Corner 3+
4-1/2" x 4-3/4" design
3-1/2" x 3-3/4" design



Block 14 Corner+
3-7/8" x 3-7/8" design



Block 14 Corner 2+
4-3/4" x 4-3/4" design
3-3/4" x 3-3/4" design



Block 14 Corner 3+
3-7/8" x 3-7/8" design

+ **Bean Stitch**
(triple stitch run)

~ **True to Size**
(based on ruler work size)

• **Edge to Edge**
(great for repeating)

#800-837-3261 | info@sewsteady.com



Lunar Pouches

by Jenny Totterdell

Star Tails pouches...so all the templates now have there colour code and named pouches. Easy to find what I need.

Designs Used

- Block 3
- Block 6



Starlette Shirt

by Jenny Totterdell

Had a go embroidering on a T-Shirt. Using the Starry Nights font. I will be wearing it to my next show.

Designs Used

- Starry Nights Font



Notebook

by Jenny Totterdell

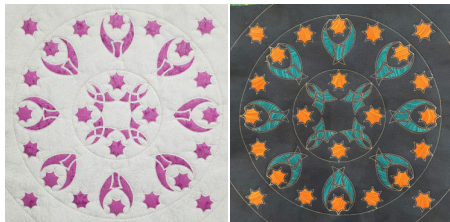
Vinyl notebook cover with embroidery.

Designs Used

- Starry Nights Font
- Block 3

Block Set #15-16


BLOCK 15




BLOCK 16




Quilting Designs: BLOCK DESIGNS




Block 15+~
15" x 15" design
7-1/2" x 7-1/2" design
5-3/4" x 5-3/4" design
3-3/4" x 3-3/4" design




Block 15 Crosshatch
7-1/2" x 7-1/2" design
5-3/4" x 5-3/4" design
3-3/4" x 3-3/4" design



Block 16+~
15" x 15" design
7-1/2" x 7-1/2" design
5-3/4" x 5-3/4" design
3-3/4" x 3-3/4" design



Block 16 Version 2+
7-3/4" x 7-3/4" design
5-3/4" x 5-3/4" design
3-3/4" x 3-3/4" design




Block 16 Crosshatch
7-1/2" x 7-1/2" design
5-3/4" x 5-3/4" design
3-3/4" x 3-3/4" design


Quilting Designs: BORDER DESIGNS



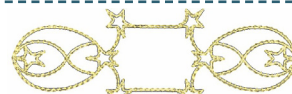
Block 15 Border+
7" x 3" design
5-3/4" x 2-1/2" design
3-3/4" x 1-5/8" design



Block 15 Round Border+
4-7/8" x 4-7/8" design
3-3/4" x 3-3/4" design




Block 15 Round Border 2+
3-7/8" x 3-7/8" design



Block 16 Border+
7" x 2-3/8" design
5-3/4" x 2" design
3-3/4" x 1-1/4" design



Block 16 Border 2+
7" x 1-1/2" design
5-3/4" x 1-1/4" design
3-3/4" x 7/8" design



Block 16 Round Border+
7-3/4" x 7-3/4" design
5-3/4" x 5-3/4" design
3-3/4" x 3-3/4" design

Quilting Designs: CORNER MOTIF DESIGNS



Block 15 Corner+
4-3/4" x 4-3/4" design
3-3/4" x 3-3/4" design




Block 15 Corner 2+
4-5/8" x 4-5/8" design
3-3/4" x 3-3/4" design



Block 15 Corner 3+
3-3/4" x 3-3/4" design



Block 16 Corner+
3-7/8" x 3-7/8" design



Block 16 Corner 2+
3-7/8" x 3-7/8" design




Block 16 Corner 3+
3-7/8" x 3-7/8" design



Starry Nights Complete Embroidery Series: 675 Designs

All of the embroidery designs found in our Starry Nights collection were inspired by the Westalee Design Starry Nights Series, designed by Leonie West. This series uses 29 quilting templates that create 16 unique block designs in a beautiful 61.5" x 61.5" quilt following "Quilt As You Go" techniques. Ruler work and embroidery work in tandem to create beautiful projects in a variety of sizes, which is why these embroidery designs are sized to fit into 4", 6" and 8" hoops. Fill, edge to edge, bean stitch and true to size designs are included in this series.

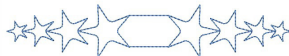
Collection Highlights:




Fill~



Corner+



Border+



Quilting Block+



Font Collection

675 Total Designs:

- 60 Fill Designs
- 95 Quilting Block Designs
- 118 Quilting Border Designs
- 67 Quilting Corner Motif Designs
- 55 Font Designs
- 280 Bean Stitch Designs

Part# WE-STARSERIES
\$299.00 USA / \$450.00 VALUE

